



Michigan 4-H Cloverbud Animal Science Project Record Book

Youth Name: _____

Club Name: _____

NOTE: Before you begin this record book, your parent and/or leader should view the Parent and Leader Supplement found at: http://4h.msue.msu.edu/uploads/236/67519/Michigan_4-H_cloverbud_animal_record_book-parent_sheet.pdf

Place a check next to your animal:

- | | |
|---|---------------------------------------|
| <input type="checkbox"/> Beef Cattle (calf, heifer, steer) | <input type="checkbox"/> Cavy |
| <input type="checkbox"/> Companion Animal (pocket pets, cats, lizards, reptiles) | |
| <input type="checkbox"/> Dairy Cattle (calf, heifer, cow) | <input type="checkbox"/> Dog |
| <input type="checkbox"/> Goat | <input type="checkbox"/> Horse |
| <input type="checkbox"/> Llama | <input type="checkbox"/> Poultry |
| <input type="checkbox"/> Rabbit | <input type="checkbox"/> Sheep |
| <input type="checkbox"/> Swine | <input type="checkbox"/> Other: _____ |

This year is (example: 2015): _____

Age (as of Jan 1st): _____

Is this your first year in project? Yes No

If no, how many years have you been doing this type of project: _____

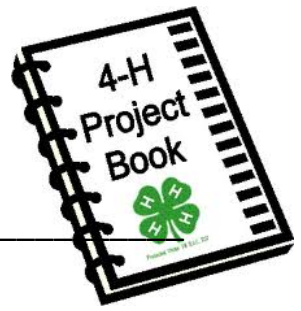
Who owns this 4-H animal project ? (check one)

- ◇ *I own my animal*
- ◇ *I am borrowing an animal* (from a sibling, other 4-H member, or my leader)

Check with your local 4-H staff to determine when your record book needs to be submitted and any additional guidelines or rules for completion.



About my Animal



My 4-H project animal is (species): _____

My animal is a male or female? (check one)

Male

Female

His/her name is: _____

My animal's breed is:** _____

My animal's color(s) is: _____

The type of identification my animal has is: _____

What I like best about my animal project is: _____

What I dislike most about my animal project is: _____

These are some of the things I learned by having an animal project: _____

This is what I did to take care of my animal: _____


These are the people who helped me with my animal: _____

Did your animal need to see a veterinarian? Yes or No (circle one)

If yes, why?** _____

**denotes questions that are age appropriate for 7 year old members, although 5-6 year olds may respond.

Draw a picture of you and
your 4-H animal.






What do you feed
your 4-H animal?


Glue or tape a sample of your
animal's food/feed here:
(optional: 7 year old members label each item)

Use your senses to describe your animal.
Answers can be written or drawn.

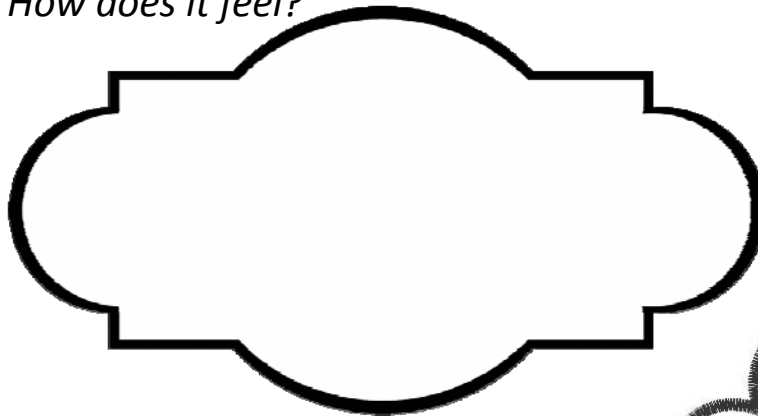
How does it look?




How does it sound?




How does it feel?



What does it act like?




How does it smell?



What did you learn by doing a 4-H animal project?

What life skills did you focus on this year? Name the skills you learned about. Examples may include: sharing, teamwork, personal safety, goal setting, etc. Draw a picture or use words to describe what you learned.


Life skill: _____




Life skill: _____



Life skill: _____



Life skill: _____





I Know 4-H



The 4-H Symbol

A green 4 leaf clover with a white "H" on each of its leaves. Draw a 4-H Clover!

The 4-H's

Can you list the four H's of 4-H?

1. _____
2. _____
3. _____
4. _____

Motto

"To Make the Best Better"

Slogan

"Learn by Doing"

Pledge

Use the four H's to complete the 4-H Pledge!

I pledge my _____
to clearer thinking,
My _____
to greater loyalty,
My _____
to larger service,
And my _____
to better living for my club,
my community, my country,
and my world.

Colors

What are the 4-H Colors?

This color represents springtime and nature's most common color.

This color represents innocence and purity.

I'll Tell You More!

Use this space to write, draw, or attach a photo. Are there more activities that you did with your animal that you would like to tell about? Is there more information that you'd like to share about you and your animal? What type of animal project would you like to do next year?



'To Make The Best Better'